

FOREST WORLD

MARGARITA ENGLE

Newbery Honor-Winning Author

FAMILY READING KIT

I'm yours to keep!

Please remember to return
the Library book.



CALGARY
PUBLIC
LIBRARY

“Books are sometimes windows, offering views of the world that may be real or imagined, familiar or strange. These windows are also sliding glass doors, and readers have only to walk through in imagination to become part of whatever world has been created or recreated by the author. When lighting conditions are just right, however, a window can also be a mirror. Literature transforms the human experience.”

— Rudine Sims Bishop

Diverse children’s fiction, like this book, may have perspectives and content that are new and sometimes complex. Reading a wide variety of children’s literature gives children a chance to develop their own opinions and encourages deep thinking, emotional intelligence, and imagination. The contents of this reading kit can help to initiate conversations and spark interest, provide learning and teaching opportunities, and create time for your family to connect. The questions and activities encourage discussion on various topics to help foster self-reflection and a lifelong love of learning. We hope you enjoy reading together!

<p>BOOK <i>Forest World</i></p>	<p>Young People’s Poet Laureate and award-winning author Margarita Engle tells the story of a Cuban-American boy named Edver, who visits his family’s village in Cuba for the first time and meets Luza, a sister he didn’t know he had. The pair accidentally catch the interest of a dangerous wildlife poacher. Edver has fought plenty of villains in video games, but to save the Cuban jungle they love, he and Luza are going to have to find a way to work together and conquer a real-life villain.</p>
<p>AUTHOR Margarita Engle</p>	<p>Margarita Engle is the Cuban-American author of many books, including <i>The Surrender Tree</i>, <i>Enchanted Air</i>, <i>Forest World</i>, and <i>Drum Dream Girl</i> and has won many literary awards. Engle writes most of her books in verse, like poems. She grew up in California but spent summers with her extended family in Cuba. Her books pay homage to her Cuban heritage and reflect her deep love and understanding of its wildlife.</p>
<p>CONTEXT</p>	<p><i>Forest World</i> is a contemporary book (meaning it takes place in current / modern times), which makes the story easier to understand. <i>Forest World</i> explores topics of Cuban-American relations and climate change.</p>
<p>RECOMMENDED FOR Ages 9+</p>	



**This booklet is yours
to keep.**

Please return the
Library books when
they are due.

HOW TO USE THE FAMILY READING KIT

WHAT IS THE FAMILY READING KIT?

The Family Reading Kit is an opportunity to encourage literacy by reading a book together and doing fun learning activities inspired by the book. The reading kit can be used in a classroom or by independent readers, too. Each year, Calgary Public Library chooses titles that are relevant, high-interest, and appealing to readers of all ages.

What is family literacy and why is it so important?

Family literacy is a great way to practise, encourage, and develop reading skills as a family. Sharing a book out loud and reading together strengthens bonds between family members and helps create lifelong learners. The Library is proudly committed to supporting lifelong learning.

More information about Family Literacy can be found at abclifeliteracy.ca

English Language Arts Curricular Connections

While each grade and subject have specific curricular topics, each Family Reading Kit supports the overlapping outcomes between grade levels in English Language Arts in Alberta. Some titles may also connect to other topics and subjects in school, such as Science or Social Studies.

More information about ELA curricular connections can be found at calgarylibrary.ca/ela-curriculum-connect

WHAT IS INCLUDED IN THE FAMILY READING KIT?

Everything you need to explore this book is included! This package contains:

BOOK SUMMARY AND TIPS FOR READING TOGETHER

pages 2 and 5

Get some background information on the book and its author(s) and illustrator(s). Use this section to plan your family's reading journey and try out some tips and ideas for making reading together fun and enjoyable for all ages.

BOOK DISCUSSION QUESTIONS

pages 6 – 9

Book discussion questions are a great way to start thinking about the book you are reading. They help you slow down and think about what you have just read or what you are about to read next. There are discussion questions to answer before the book, in the middle of the book, and at the end.

ACTIVITIES

Each package contains two activities that help you explore the book in different and exciting ways at home and in your community.

SEEING THE BIGGER PICTURE THROUGH REAL WORLD APPLICATIONS:

Human Vacuum Cleaners versus Nature Guardians

pages 10 – 13

Books can be used to explore beyond our community to learn about cultures and perspectives different from our own. They can also be a way to learn more

about ourselves. Bigger Picture activities are a fun way to explore some of the larger themes in the title. This book includes themes of climate change, environmental destruction, activism, the importance of biodiversity, what Cubans are doing to protect their country's flora and fauna, and families divided by politics and geography.

REFLECTING AND SHARING ABOUT WHAT YOU READ:

Combining Cuban Animals

pages 14 – 17

Sharing activities might include telling someone about a similar experience you had, or how the book made you feel, or doing your own book talk. This activity also invites reflection on your own learning and reading experience.

ADDITIONAL RESOURCES

pages 18 – 19

All packages include Additional Resources with further reading on topics / themes in the book and suggestions for what to read next.

Please fill out a survey to provide your feedback on your family's experience at calgarylibrary.ca/family-reading-survey

SHARING WITH OTHER FAMILIES

Share your family's photos, book review, writing, artwork, audio, and video with others who read this book, on the Library's Padlet at calgarylibrary.ca/family-reading-padlet

TIPS FOR READING TOGETHER

1. Create a Special Reading Space

- Nice lighting, no distractions, and a cozy nook make a great spot for reading. Or take reading on the go with an audiobook on your next family road trip.

2. Schedule Reading Time

- Plan for your family reading. Read ahead, take turns reading, and make time to chat about what you learned. As a group, make decisions about how you will read and who will read.

3. Think Outside the Book

- Involve your listeners — encourage them to get involved in the story with laughter, sound effects, actions, and different voices for different characters. Little readers might get distracted, so offer a pen and paper for their own illustrations.

4. Listening / Pausing / Talking

- Listening is an important part of reading skills. It takes practise to focus and listen to what is said.
- Let everyone have a turn talking and sharing.
- As you read, take time to talk about what is happening and what is going to happen in the story. If your listeners are curious, this is where your book discussion questions can shine and spark great conversations!

Get more tips and tricks for reading together at calgarylibrary.ca/reading-tips

BOOK DISCUSSION QUESTIONS

Share each question, or choose a few that you like, to read aloud and share your answers. Don't worry about staying on topic! See where the conversation leads you and encourage kids to ask questions of their own.

BEFORE THE BOOK

1. What do you think will happen during the book based on the title and cover? What can you guess about the characters or where this book takes place?
2. What do you know about the author? What do you wonder about the author?
3. This book is written in verse, which means it has very short chapters. How do you think this will make it different from other books you've read?
4. This book opens with a Cuban folk saying, "Each person is a world." What do you think this means? Can it tell us anything about what kind of story this is going to be?

As you dive deeper into reading together, you may come across some tough questions and topics. Here are some tips from Common Sense Media on talking about these questions with your kids:

- Check in by sharing how you feel and ask them how they feel. You can say, "I feel angry when I know that someone got hurt," or "It makes me feel sad to hear that someone didn't get a good education or the right treatment to help them," and "What are you feeling right now?"
- Ask open-ended questions to get kids to think more deeply about serious topics. For example, "What did you hear?," "What did it make you think?," and "Why do you think that?" For older kids, you can ask, "Do you think families from other backgrounds would view this the same way as us?"
- Admit when you don't know something. You can say, "I don't know. Let's try to find out more."

Source: calgarylibrary.ca/difficultsubjects

HALFWAY THROUGH THE BOOK

Around page 95

Pause here to check in and see how everyone is feeling about the book. Make some predictions to help stay engaged and redirect focus to specific areas of the story.

1. What do you think will happen next? What do you think will happen in the end?
2. Our two main characters, Edver and Luza, grew up in very different circumstances and cultures even though they are from the same family. How are these cultures different? In what ways are they similar? Which feels the most familiar to you?
3. Have Edver and Luza changed since the beginning of the book? Have they grown in some way? How has their relationship changed since they met?
4. Why do you think Luza wasn't taken to America with Edver? Do you think her parents should have told her the reason?
5. Edver sometimes fears that his mother doesn't want him around or that he is going to be left in Cuba. Why do you think he feels this way? Is there another character in the story that Edver could talk to about these fears?

AFTER FINISHING THE BOOK

When you're done reading the book, you can keep asking questions. Try asking:

1. Were your predictions correct? What surprised you?
2. Would you want to be friends with Edver and Luza? Who do you think you would get along with better and why?
3. What was your favorite part of the book? What about it did you like?
4. There is a poacher in this book that the characters call "The human vacuum." Why do you think they call him this? In what ways is he like a vacuum cleaner?
5. Do you think Edver and Luza could have done something differently when they create a real looking butterfly in a jar (page 162)? How might the story have changed if they had made a different choice?
6. Edver and Luza grew up in a divided family. What do you think would be difficult about being part of a family like that? Why do you think families sometimes live far away from each other?
7. A lot of characters in this book spend their time learning about and protecting the natural world. Do you think there are ways to do this in a city like Calgary? What could that look like?
8. This book opened with a Cuban folk saying, "Cada perspona es un mundo. (Each person is a world.)" What does this sentence mean to you, now that you have read *Forest World*? What is nice about living in your world? What is challenging?
9. This book is full of real examples of species that have "come back" after everyone thought they were extinct. Why do you think these "Lazarus species" are such a big part of the story? How did learning about these species make you feel?



SEEING THE BIGGER PICTURE THROUGH
REAL WORLD APPLICATIONS:

HUMAN VACCUUM CLEANERS VERSUS NATURE GUARDIANS

Forest World includes themes of climate change and destruction, activism, the importance of biodiversity, what Cubans are doing to protect their country's flora and fauna, and families divided by politics and geography.

ACTIVITY

In *Forest World*, there are two very different types of characters: there are people like the antagonist, a human vacuum cleaner who wants to steal from and destroy nature for a profit, and there are people like Edver and Luza's father, a guardian of the Forest and natural protector who wants to protect and preserve nature.

In real life, things are often a little more complicated. But there are ways to act that are like human vacuums or nature guardians. Brainstorm some different actions and traits and see if they fall more into human vacuum or nature guardian behaviours. They can be big things like tearing down or planting forests, or everyday things like putting food scraps in the compost versus the garbage.

MATERIALS REQUIRED:

- Paper
- Pen or pencil

INSTRUCTIONS:

1. Use the following pages or fold a separate piece of paper in half and unfold it so that the crease forms a line down the middle.
2. On one side, at the top, write "Human Vacuum." On the other side, write "Nature Guardian."
3. Think of behaviours and actions that have to do with preservation, conservation, or things we do in our everyday life that might be considered green or good for the environment and write them on the half of the page labelled "Nature Guardian."
4. Think of behaviours that may be destructive to nature and animals, or things we do in our everyday lives that might be considered wasteful or harmful to the environment and write them on the half of the page labelled "Human Vacuum."
5. Reflect and talk about your lists with each other, a friend, or someone who didn't read the book with you. If you need some suggestions to get started you can use the following ideas. Feel free let your own discussion and questions guide you.
You can talk about:
 - If you liked making the lists or not
 - What things you put in each category and if there were any things that were hard to place or felt in between. Did anything surprise you?
 - If being a nature guardian might look different for people either in the book or in real life.



NATURE GUARDIAN

REFLECTING AND SHARING ABOUT WHAT YOU'VE READ: **COMBINING CUBAN ANIMALS**

Sharing our reflections with others helps give what we learned new and deeper meaning and invites more discussion outside our immediate family groups. This helps connect what we have read and discussed to our own life. In addition to reflecting on the book itself, consider reflecting on your experience reading it and using this reading kit. Reflecting on what you liked and didn't like about this experience can help understand how everyone in your family likes to read and learn, which may influence the way you read your next book together!

Consider asking yourself:

- What worked best for me when I used the Family Reading Kit and read the book?
- What didn't work so well?
- What's next? What would I do differently or the same?

ACTIVITY

The Cuban rainforest is one of the most biodiverse areas on Earth. Being an island, it is home to many endemic species, or plants and animals that only exist in a specific part of the world (like the platypus in Australia). It is also home to a Lazarus species, the Cuban Solenodon. Learn more about these fascinating creatures and others from *Forest World* by finding out more about them and drawing what you think they would look like if multiple species were combined into one.

MATERIALS REQUIRED:

- The list of animals below
- Access to the internet or reference books
- Pen or pencil

INSTRUCTIONS:

1. Choose two animals from the list on the next page.
2. Look online or in a reference book to find pictures and information about the animal.

3. Write down interesting information about this creature. What are some of its characteristics? Where does it live? What does it eat? What colour is it? What do you think is most interesting about it?
4. Considering what you have learned about the animals, draw what you think the best combination of these two animals' characteristics would be to make it the most climate-change resilient animal possible.
5. Share what you learned by having a conversation about your chosen animal and / or post your combination animal picture in the *Forest World* Padlet at calgarylibrary.ca/family-reading-padlet
6. If you want to keep the fun going, pick two new animals and start again.

ANIMALS:

- Iridescent Green Jewel Cockroach Wasp
- Terror Skink
- Condor
- Hutia
- Hawk Moth
- Macaw
- Golden Silk Orb-Weaver
- Bison
- Tiger Swallow Butterfly
- Parrot
- Ivory Billed Woodpecker
- Jewel Beetle
- Painted Frog
- Lord Howe Stick Insect
- Pika
- Cicada
- Land crab
- Anole Lizard
- Almiqui (Cuban solenodon)
- Iguana
- Marmot
- Toco-ro-ro bird
- Boa Constrictor
- Scorpion


Start with these links to help with your research:

- calgarylibrary.ca/world-book-online-for-kids
- calgarylibrary.ca/national-geographic-kids
- kids.sandiegozoo.org
- animalfactguide.com
- cubaunbound.com/animals-cuba
- worldatlas.com/articles/10-cuban-animals.html

COMBINING CUBAN ANIMALS

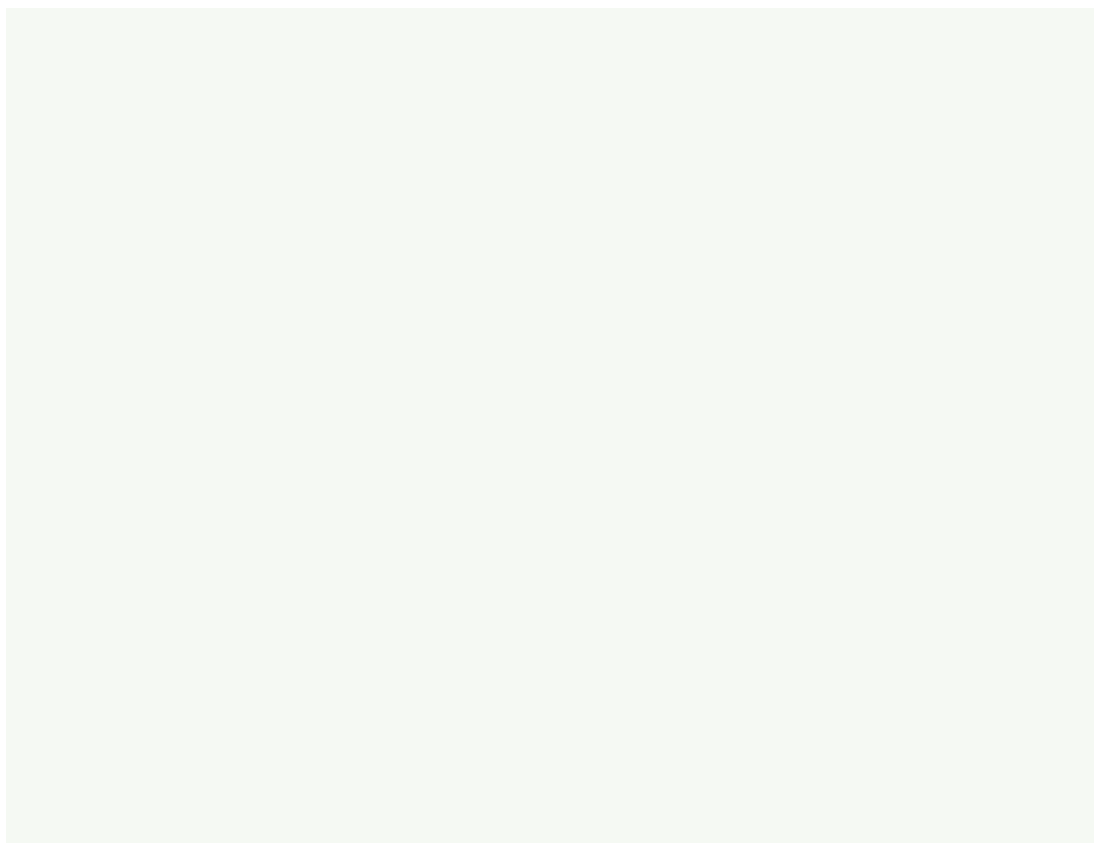
Animal 1

Animal 2



Animal 1

Animal 2



ADDITIONAL RESOURCES

CALGARY PUBLIC LIBRARY DIGITAL LIBRARY eRESOURCES:

Access these resources and more for free with your Library card! Need help? Contact the Library at 403.260.2600.

World Book Online for Kids

Learn more about the Cuban forests and all the amazing creatures from *Forest World* on World Book Online for Kids. Recommended for older elementary kids.

calgarylibrary.ca/world-book-online-for-kids

National Geographic Kids

Learn more about nature preservation and cool critters with videos, pictures, and magazines on National Geographic for Kids. Recommended for school-age children.

calgarylibrary.ca/national-geographic-kids

EXTERNAL RESOURCES:

Access free downloadable learning activities on many school topics including local creatures and ecosystems from the Alberta Education website.

calgarylibrary.ca/environmental-ed







Find downloadable learn-from-home activities for different ages and grade levels from Toronto Outdoor Education Schools.




calgarylibrary.ca/toronto-outdoor-ed

FURTHER READING

If your family enjoyed *Forest World*, you'll want to check out these related titles at your Library location or in this booklist at calgarylibrary.ca/if-you-liked-forest-world:

- *Buffalo Song* by Joseph Bruchac
- *Cuba* by Sean Sheehan
- *Cuba* (eAudiobook) by Walter Simmons
- *A Wild Child's Guide to Endangered Animals* by Millie Marotta
- *Island Treasures: Growing up in Cuba* by Alma Flor Ada
- *Women in Conservation* by Carol Hand
- *Backyard Bears: Conservation, Habitat Changes, and the Rise of Urban Wildlife* by Amy E. Cherrix
- *Butterflies* (eBook) by Marfe Ferguson Delano
- *Follow the Moon Home* (eBook) by Philippe Cousteau
- *We Are Water Protectors* by Carole Lindstrom
- *The Adventures of a Plastic Bottle: A Story About Recycling* by Alison Inches
- *Fuzzy Mud* by Louis Sachar
- *The Last Wild* by Piers Torday
- *Squirm* by Carl Hiaasen
- *How to Speak Dolphin* by Ginny Rorby
- *The Rainforest Rescue (Thea Stilton #32)* by Thea Stilton
- *Poetree* by Caroline Pignat
- *Emily Windsnap and the Tides of Time* by Liz Kessler





CHECK OUT ALL OF THE 2022 FAMILY READING KIT TITLES

calgarylibrary.ca/family-reading-kit